



FIRST Lego League Minicamp




Lesson 1






Today's Goal



In today's class, we will look through the basics of the robot, and its' software.






Downloading the Software

- If you have already downloaded the software, awesome!
- If not, please go to this link, and download the software:

<https://education.lego.com/en-us/downloads/mindstorms-ev3/software>

- If you can not download the software at this moment, don't worry! Please just make sure you have the software downloaded by next session, where we will ramp up our coding.
- 




Robot Essentials





Robot Essentials

- **The Brick**
 - Ports
 - What is a port?
 - Types of ports
 - Motor Ports: A, B, C, D
 - Sensor Ports: 1, 2, 3, 4
 - **Sensors**
 - What is a sensor?
 - Types of sensors
 - **Motors**
 - What is a motor?
- 



Software Basics





Software Basics

- What does the software look like?
 - Block programming
 - Types of blocks
 - Managing projects
 - Viewing sensor values
- 